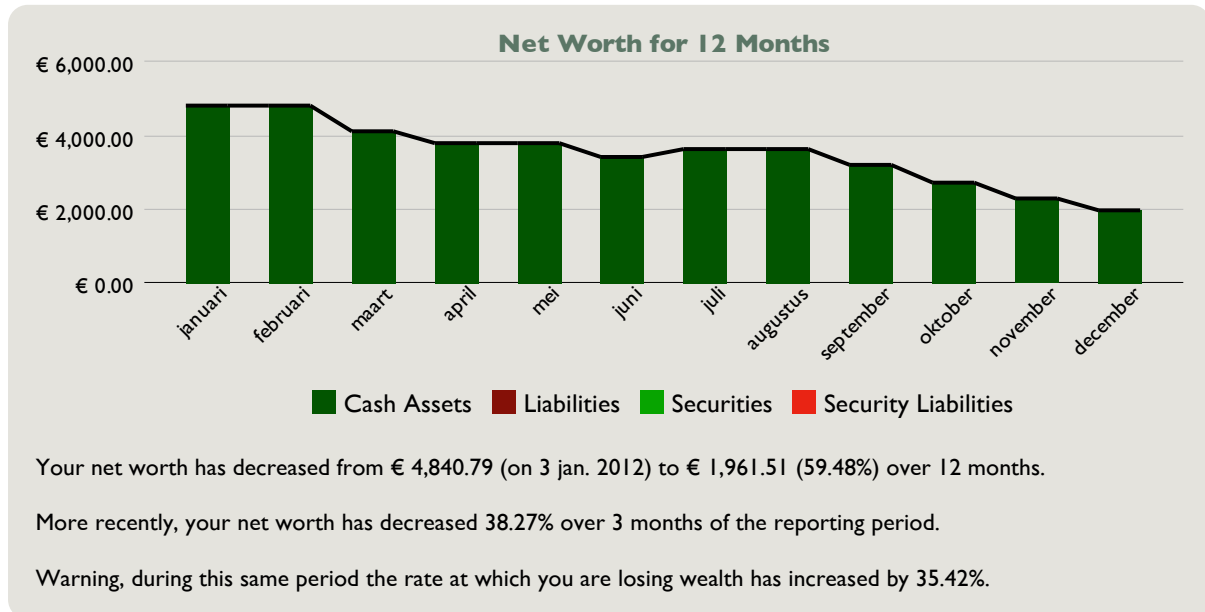



## Net Worth - Balance Sheet Report

Summary Between 03-01-12 and 31-12-12

This report shows a chart of your net worth for 12 months, as well as a balance sheet for 31-12-12. The net worth chart allows you to see trends in your accumulation or loss of wealth. The balance sheet shows your assets and liabilities, subdivided into cash and security values.

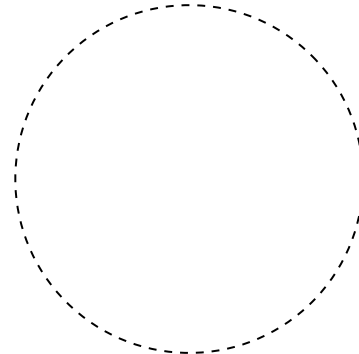


### Assets by Account Type



● Checking € 1,961.51

### Liabilities by Account Type



### Balance Sheet as of 31-12-12

Account	Amount
Cash Assets - Euro	
ING KWARTAAL SPAARREKENING	€ 0.00
ING Zakelijk	€ 1,961.51
Total Cash Assets - Euro	€ 1,961.51
Total - Euro	€ 1,961.51