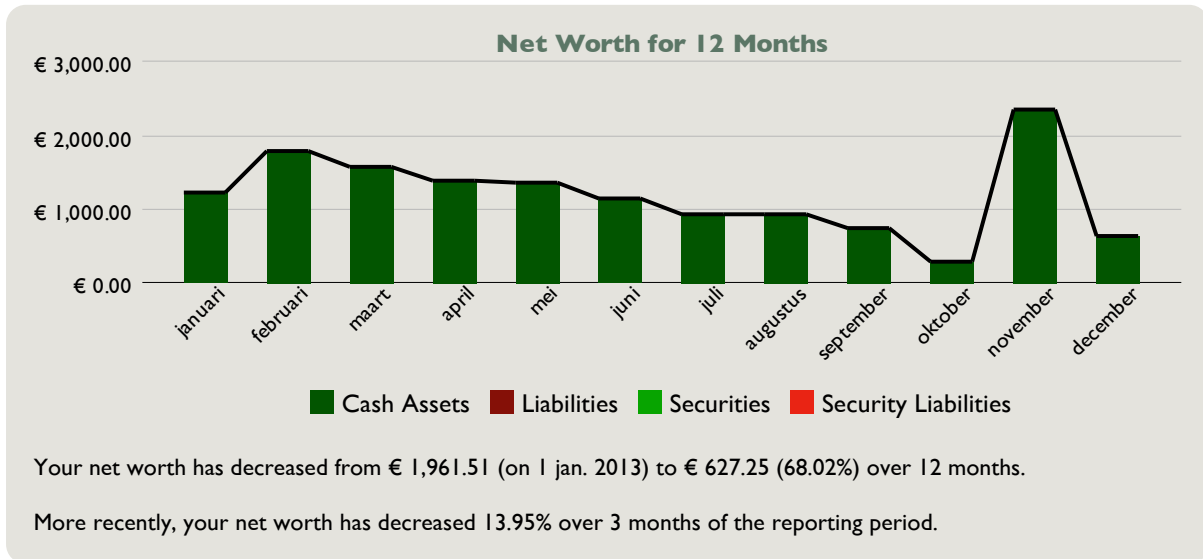


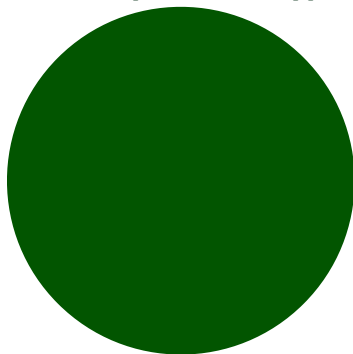
Net Worth - Balance Sheet Report

Summary Between 01-01-13 and 31-12-13

This report shows a chart of your net worth for 12 months, as well as a balance sheet for 31-12-13. The net worth chart allows you to see trends in your accumulation or loss of wealth. The balance sheet shows your assets and liabilities, subdivided into cash and security values.

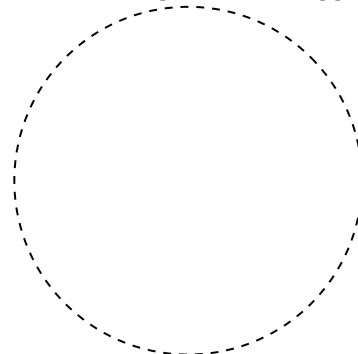


Assets by Account Type



● Checking € 627.25

Liabilities by Account Type



Balance Sheet as of 31-12-13

Account	Amount
Cash Assets - Euro	
ING KWARTAAL SPAARREKENING	€ 0.00
ING Zakelijk	€ 627.25
Total Cash Assets - Euro	€ 627.25
Total - Euro	€ 627.25